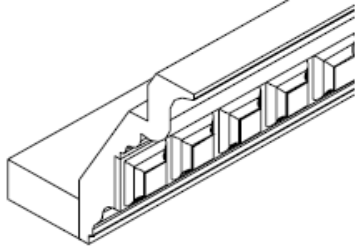


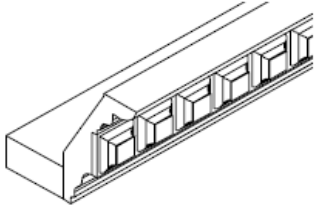
TROPICANA

LARGE DENTIL MOLDING



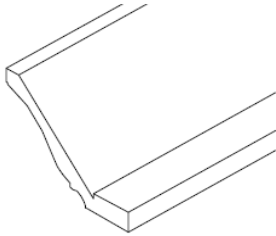
Item	L x H
CCM8-A	96x 4

DENTIL MOLDING



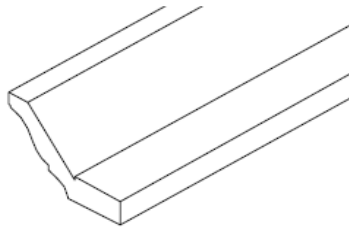
Item	L x H
CCM8-B	96 x 3

LARGE CROWN MOLDING



Item	L x H
ACM8 5 1/4	96 x 3 3/4

LARGE CROWN MOLDING



Item	L x H
ACM8 3 1/4	96 x 2 1/4

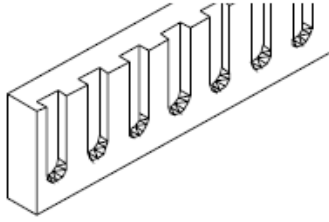
CROWN MOLDING



Item	L x H
CM8	96 x 2

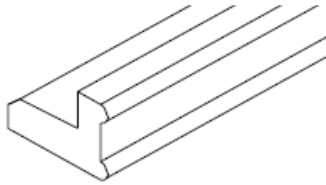
TROPICANA

WIDE DENTIL MOLDING




Item	L x H
WDM8	96 x 2

LIGHT RAIL MOLDING



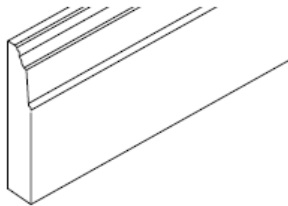
Item	L x H
TLR8-A	96 x 1 1/2

TOE KICK/ TOE PLATE



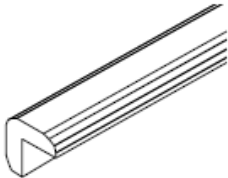
Item	L x H
TK8	96 x 4.5

BASE MOLDING



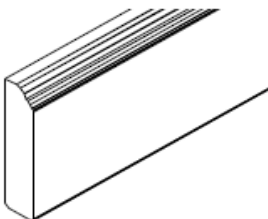
Item	L x H
BM8	96 x 4

OUTSIDE CORNER MOLDING



Item	L x H
OCM8	96 x 1/4

OGEE MOLDING



Item	L x H	
OGM8	96 x 3/4	
OGM10	120 x 3/4	n/a

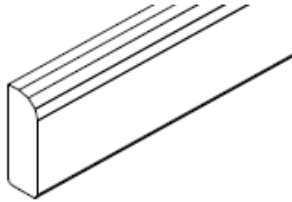
TROPICANA

QUARTER ROUND MOLDING



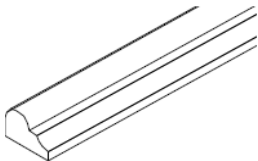
Item	L x H	
QRM8	96 x 1/4	
QRM10	120 x 1/4	n/a

SCRIBE MOLDING / TRIM MOLDING



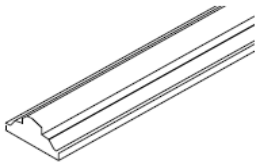
Item	L x H	
SM8	96 x 1/4	

CHAIR RAIL MOLDING



Item	L x H	
CR8	96 x 1	
CR10	120 x 1	n/a

CHAIR RAIL MOLDING



Item	L x H	
FSM8	96 x 1.5	
FSM10	120 x 1.5	n/a

TWISTED FULL TURNED POST



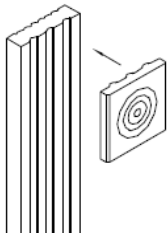
Item	W" X D" X H"	
RP 34 1/2	3 x 3 x 34.5	n/a

FULL TURNED POST



Item	W" X D" X H"	
SP3 * 34 1/2	3 x 3 x 34.5	

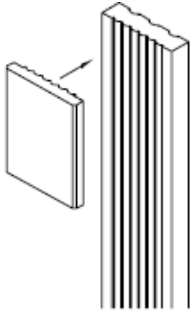
FLUTED ROSETTE BLOCK



Item	W" X D" X H"	
FB 3*3	3 x 1/2 x 3	

TROPICANA

FLUTED PLINTH BLOCK



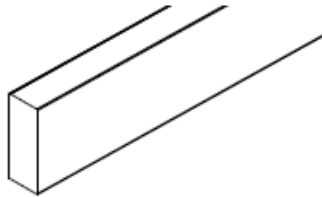
Item	W" X D" X H"
BB 3*4	3 x 1/2 x 4

FLUTED/BEADED FILLER



Item	W" X D" X H"
PCVFF3	3 x 3/4 x 96

TALL FILLER



Item	W" X D" X H"
CM34-3	3 x 3/4 x 96

BASE FILLER



Item	W" X D" X H"
BF3	3 x 3/4 x 34.5
BF6	6 x 3/4 x 34.5

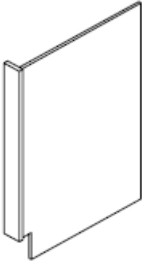
WALL FILLER



Item	W" X D" X H"
WF330	3 x 3/4 x 30
WF336	3 x 3/4 x 36
WF342	3 x 3/4 x 42
WF630	6 x 3/4 x 30
WF636	6 x 3/4 x 36
WF642	6 x 3/4 x 42


TROPICANA

DISHWASHER PANEL WITH 3" RETURN FILLER



Item	W" X D" X H"
DWR	3 x 24 x 34.5

REFRIGERATOR PANEL WITH 3" RETURN FILLER



Item	W" X D" X H"
RRP8427	27 x 1/2 x 84
RRP9027	27 x 1/2 x 90
RRP9627	27 x 1/2 x 96

BASE SKIN PANEL



Item	W" X D" X H"
BP3696	96 x 1/8 x 36
(SHORT GRAIN) BASE PANEL	
BP9636	36 x 1/8 x 96
(LONG GRAIN) TALL PANEL	

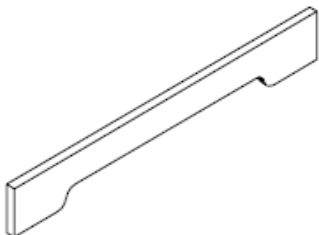
FRIEZE VALANCE



Item	W" X D" X H"
V30A	30 x 3/4 x 4
V36A	36 x 3/4 x 4
V42A	42 x 3/4 x 4
V48A	48 x 3/4 x 4
V54A	54 x 3/4 x 4
V60A	60 x 3/4 x 4

n/a

ARCHED VALANCE



Item	W" X D" X H"
V30B	30 x 3/4 x 4
V36B	36 x 3/4 x 4
V42B	42 x 3/4 x 4
V48B	48 x 3/4 x 4
V54B	54 x 3/4 x 4
V60B	60 x 3/4 x 4

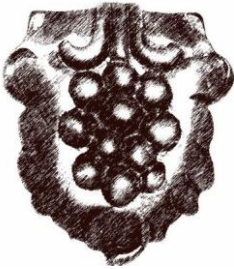
TROPICANA

SPLIT POST




Item	W" X D" X H"
RPS18	2 x 3/4 x 18
RPS24	2 x 3/4 x 24
RPS30	2 x 3/4 x 30
RPS36	2 x 3/4 x 36
RPS42	2 x 3/4 x 42

SMALL GRAPE ORNAMENT




Item	W" X D" X H"
SGO	3 x 5/8 x 4 n/a

SMALL GRAPE CORBEL



Item	W" X D" X H"
GC58	4 1/2 x 5 x 10

SMALL LEAF CORBEL



Item	W" X D" X H"
RC58	4 1/2 x 5 x 10 n/a

LARGE LEAF CORBEL



Item	W" X D" X H"
RC313	3 x 8 x 13 n/a

TROPICANA

GRAPE ONLAY



Item	W" X D" X H"
GRPO	20 x 5/8 x 4 1/2

DÉCOR



Item	W" X D" X H"	
ASO	6 x 5/8 x 6	n/a
RSO	6 x 5/8 x 6	n/a

TALL GRAPE ONLAY



Item	W" X D" X H"
OLC318	3 x 3 x 18
RLC313	3 x 3 x 13

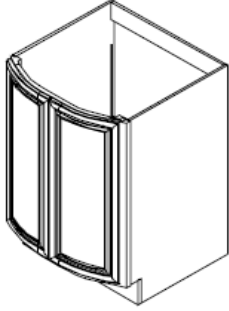
EX-LARGE CORBEL



Item	W" X D" X H"	
CB34 1/2	6 1/4 x 5 1/4 x 34 1/2	n/a

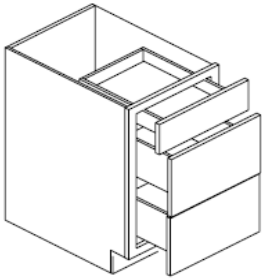
TROPICANA

SINK VANITY- CURVE DOOR FRONT- 2 DOOR



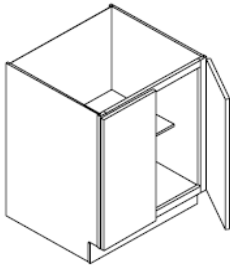
Item	W" X D" X H"
SVA24	24 x 24 x 33

VANITY DRAWER BASE- 3 DRAWER



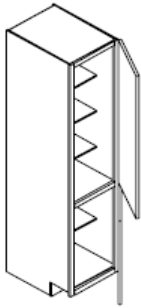
Item	W" X D" X H"
SVA09D	09 x 21 x 33
SVA12D	12 x 21 x 33
SVA15D	15 x 21 x 33
SVA18D	18 x 21 x 33
SVA21D	21 x 21 x 33
SVA24D	18 x 21 x 33

SINK VANITY- STRAIGHT DOOR- 2 DOOR (FLAT FRONT)



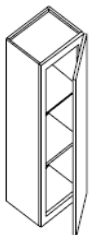
Item	W" X D" X H"
SVA24P	24 x 21 x 33

VANITY TALL CABINET- 2 DOOR, 4 SHELF



Item	W" X D" X H"
SVA188124P	18 x 24 x 81

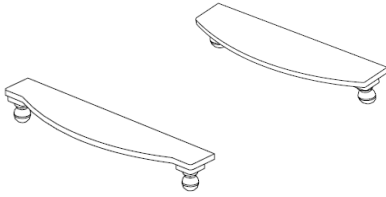
MEDICINE CABINET- 1 DOOR 2 SHELF



Item	W" X D" X H"
WV12336	12 x 6 x 33

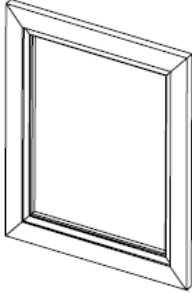
TROPICANA

CURVED BALL FOOT LEG



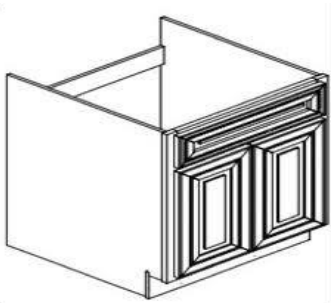
Item	W" X D" X H"
*24	24 x 7 x 4 1/2
*30	30 x 7 x 4 1/2

VANITY MIRROR



Item	W" X D" X H"
SVAM2427	24 x 1 x 27
SVAM3027	30 x 1 x 27

VANITY BASE CABINET- 1 DUMMY DRAWER 2 DOOR



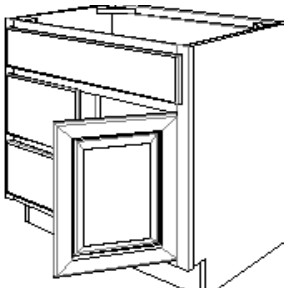
Item	W" X D" X H"
FA3021	30 x 21 x 33

VANITY BASE CABINET- LEFT DOOR - 1 DOOR, 2 DRAWER, 1 DUMMY DRAWER



Item	W" X D" X H"
FA3021DL	30 x 21 x 33

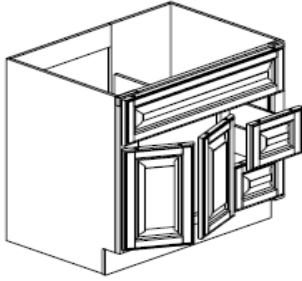
VANITY BASE CABINET- RIGHT DOOR - 1 DOOR, 2 DRAWER, 1 DUMMY DRAWER



Item	W" X D" X H"
FA3021DR	30 x 21 x 33

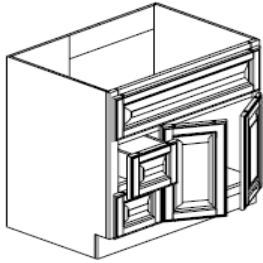
TROPICANA

VANITY BASE CABINET- 2 DOOR, 2 DRAWER, 1 DUMMY DRAWER



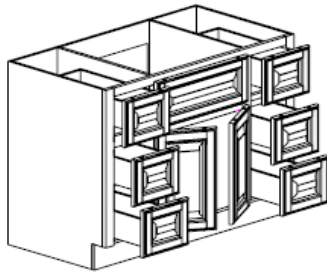
Item	W" X D" X H"
FA3621DL	36 x 21 x 33

VANITY BASE CABINET- 2 DOOR, 2 DRAWER, 1 DUMMY DRAWER



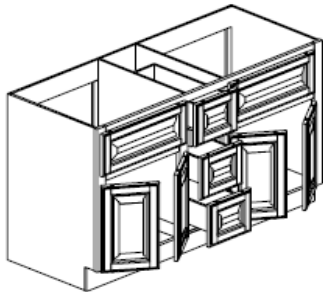
Item	W" X D" X H"
FA3621DR	36 x 21 x 33

VANITY BASE CABINET- 2 DOOR, 6 DRAWER, 1 DUMMY DRAWER

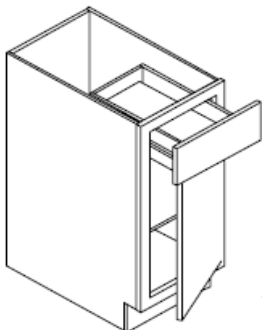


Item	W" X D" X H"
FA4821D	48 x 21 x 33
FA6021D	60 x 21 x 33

VANITY BASE CABINET- 2 DOOR, 3 DRAWER, 2 DUMMY DRAWER



Item	W" X D" X H"
FA6021DD	60 x 21 x 33



Item	W" X D" X H"	
SVA09P	09 x 21 x 33	n/a
SVA12P	12 x 21 x 33	n/a
SVA15P	15 x 21 x 33	n/a
SVA18P	18 x 21 x 33	n/a